

CX35D

**CASE**  
CONSTRUCTION

## MINI EXCAVATORS

### D-Series



Engine D1703-M-DI-E4B

Engine power 18.2 kW – 24.7 hp

Operating weight with canopy 3270 kg

Operating weight with cab 3400 kg

0800 64 64 26 | [www.mimico.co.nz](http://www.mimico.co.nz)

**MIMICO**

# SPECIFICATIONS

## CX35D

### ENGINE

Type \_\_\_\_\_ KUBOTA D1703-M-DI-E4B - STAGE 5  
 Max. Power (2200 rpm) (kW / hp) \_\_\_\_\_ 18.2 - 24.7  
 Displacement (cm³) \_\_\_\_\_ 1647  
 Number of cylinders (n°) \_\_\_\_\_ 3  
 Cooling \_\_\_\_\_ Liquid  
 Consumption (l/h) \_\_\_\_\_ 3.5  
 Alternator (V) \_\_\_\_\_ 12 (40 A)  
 Battery V (Ah) \_\_\_\_\_ 12 (74)

### HYDRAULIC SYSTEM

Circuit Type \_\_\_\_\_ Load Sensing closed center system  
 with "Flow Sharing" control valve  
 Pump type \_\_\_\_\_ 1 LS variable pump + 1 gear pump  
 Pump displacement (cm³) \_\_\_\_\_ 48 + 5  
 Pump capacity (l/min) \_\_\_\_\_ 105 + 10  
 Max. circuit calibration pressure (bar) \_\_\_\_\_ 250  
 Auxiliary system (max pressure):  
 AUX 1 single or double effect  
 with priority (l/min) \_\_\_\_\_ 50 - 200 bar  
 AUX 2 double effect (optional) (l/min) \_\_\_\_\_ 35/20 - 250 bar  
 AUX 3 double effect (optional) (l/min) \_\_\_\_\_ 35/20 - 250 bar

### SLEWING & TRAVEL SPEED

Travelling speed  
 (AUTO TWO SPEED) (km/h) \_\_\_\_\_ 1<sup>st</sup> : 0 ÷ 2.5 / 2<sup>nd</sup> : 0 ÷ 4.6  
 Slew speed (rpm) \_\_\_\_\_ 11

### CONTROLS

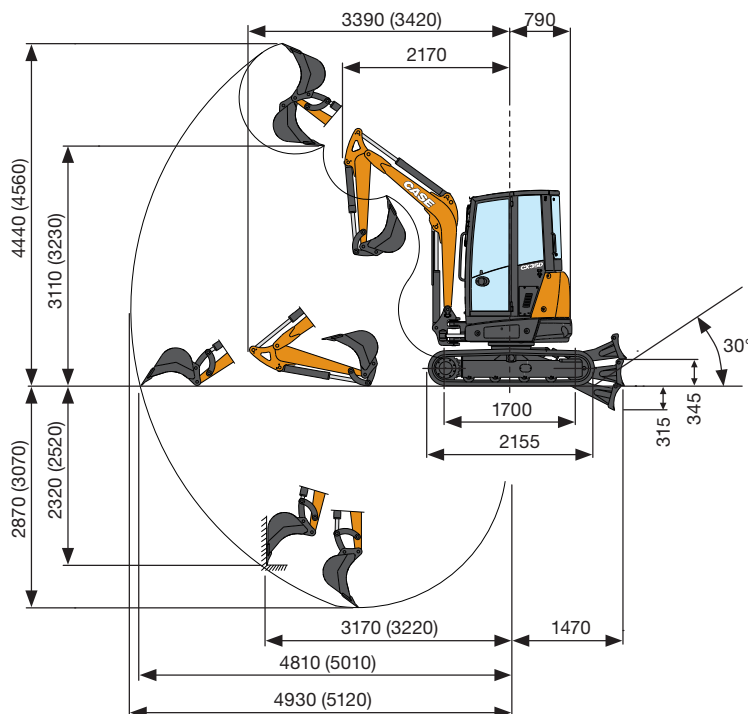
Boom, dipper stick,  
 bucket and turret swing \_\_\_\_\_ 2 pilot joysticks  
 Track movements (included counter rotation) \_\_\_\_\_ 2 pilot levers  
 Dozer blade \_\_\_\_\_ pilot lever  
 Priority auxiliary system with holding function  
 AUX 1 (single or double effect) \_\_\_\_\_ electroproportional  
 switch on right joystick  
 Auxiliary system AUX 2 (double effect) \_\_\_\_\_ electroproportional  
 switch on left joystick  
 Boom swing \_\_\_\_\_ electroproportional switch on left joystick

### WEIGHTS

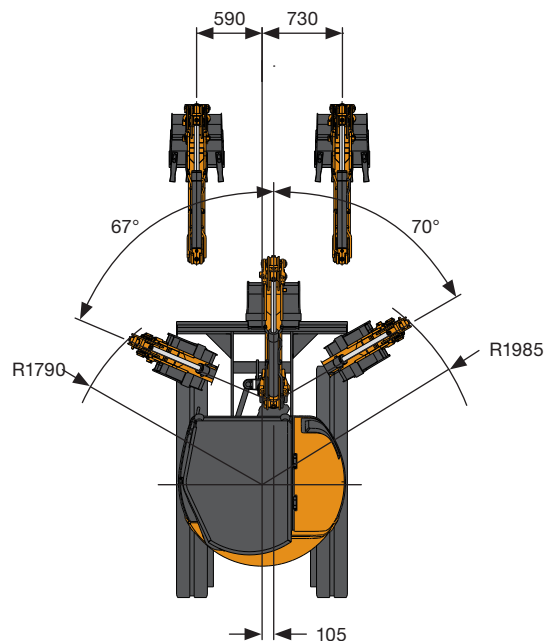
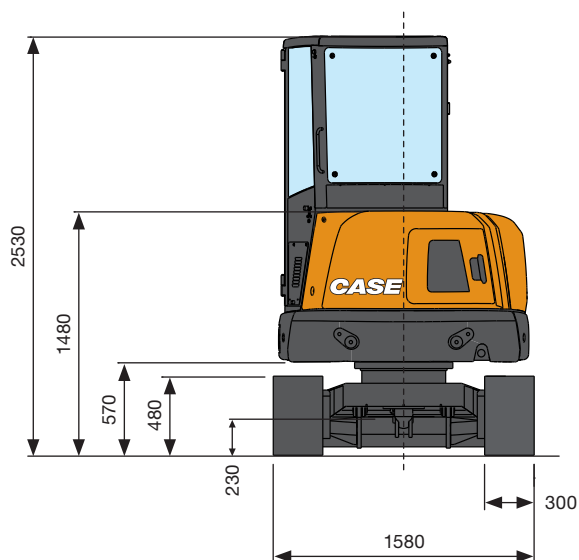
Transport weight with canopy (kg) \_\_\_\_\_ 3120  
 Transport weight with cab (kg) \_\_\_\_\_ 3250  
 Operating weight with canopy\* ISO 6016 (kg) \_\_\_\_\_ 3270  
 Operating weight with cab\* ISO 6016 (kg) \_\_\_\_\_ 3400  
 \*with rubber tracks

### CIRCUIT AND COMPONENT CAPACITIES

Fuel tank (l) \_\_\_\_\_ 45  
 Hydraulic oil tank (l) \_\_\_\_\_ 30  
 Hydraulic circuit capacity (l) \_\_\_\_\_ 54  
 Cooling system capacity (l) \_\_\_\_\_ 7.5  
 Engine oil (l) \_\_\_\_\_ 7



PERFORMANCE DATA		Std. Arm 1200 mm	Opt. Arm 1400 mm
Max. digging depth	mm	2870	3070
Max. dumping height	mm	3110	3230
Bucket breaking force	daN	3100	
Arm breaking force ISO 6015	daN	1750	
Traction force	daN	3400	
Ground bearing pressure with rubber tracks and canopy (with cab)	kg/cm²	0.33 (0.34)	
Max. slope		60% - 30°	



#### GENERAL DIMENSIONS

Maximum width	mm	1580
Total height	mm	2530
Tracks width	mm	300
Rear rotation radius	mm	790
Digging arm length standard (optional)	mm	1200 (1400)
Rollers number (for each side)	n°	4/1

## LIFTING CAPACITY

### CX35D

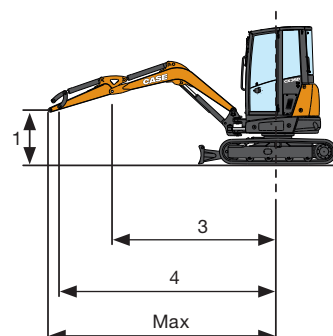
Opening arm from the rotation's center (m)  
Lifting capacity (kg) at 1.0 m height

LIFTING CAPACITY	3	4	Max
Frontal and lowered dozer blade	870*	650*	630*
Frontal and lifted dozer blade	870*	650*	630*
Lateral, open undercarriage	690	470	430

\* Indicates the hydraulic load limit.

The lifting capacity is based on the ISO 10567 and it does not exceed more than the 75% of static tipping load or more than the 87% of the hydraulic lifting capacity of the machine.

Standard dipper stick L = 1200 mm  
(Optional dipper stick L = 1400 mm)



# STANDARD AND OPTIONS

## STANDARD EQUIPMENT

- + Tilttable Cab/Canopy (ROP/ TOPS - FOPS Level 1)
- + Automatic Courtesy light
- + Electric socket on the roof for Rotating Beacon
- + Windshield washer
- + Rear-view mirrors (left, right)
- + Fabric seat with Mechanical suspension (cab)
- + Vinyl seat with Mechanical suspension (canopy)
- + Standard arm
- + Boom Lift cylinder and dozer blade cylinder protection
- + Standard counterweight
- + Air Filter with drain valve and electric anti-clogging indicator
- + Servo-assisted hydraulic joysticks with Electro-Hydraulic proportional controls
- + Electro-Hydraulic proportional Swing control
- + 1<sup>st</sup> Auxiliary (AUX1) circuit with Electro-Hydraulic proportional control
- + AUX1 circuit maximum flow mechanical setting
- + Mechanical diverter between Single effect and Double effect AUX1
- + 2 speed travel with Automatic Shift Down (from 2<sup>nd</sup> to 1<sup>st</sup> gear if more traction is required) and Shift-up
- + Rubber tracks
- + Standard Dozer Blade
- + Operator manual
- + Ignition key, which opens every machine lock
- + Standard LED working lights (boom)
- + Battery disconnect switch
- + Variable Volume Pump
- + Standard Hydraulic oil and Lubricants
- + CASE Sitewatch and SiteConnect

## OPTIONAL EQUIPMENT

- + Air conditioning and Heating
- + DAB Radio, Bluetooth, USB, Aux-in (cab only)
- + Anti-Theft
- + Fabric seat with Pneumatic suspension (cab)
- + Travel alarm
- + Long arm
- + Additional counterweight
- + Electric fuel refill pump
- + 2<sup>nd</sup> Auxiliary (AUX2) circuit with Electro-Hydraulic proportional control
- + 3<sup>rd</sup> Auxiliary (AUX3) circuit with Electro-Hydraulic proportional control
- + Grapple provision (AUX3 with flow diverter from bucket cylinder)
- + Direct Drainage to tank
- + Block valves on dozer blade cylinder
- + Object handling kit (block valves on boom and arm, lifting hook and load chart)
- + Steel tracks
- + Dozer Float
- + Extra LED working lights (cab-front and cab-rear)
- + Rotating beacon
- + Bio Hydraulic oil and Lubricants
- + Automatic Centralized Lubrication
- + High Flow provision (i.e. for Mulcher): max constant flow of 31 l/min at 180 bar
- + Hydraulic quick coupler provision (Single or Double Effect)
- + Mechanical and Hydraulic quick couplers
- + Buckets

## CASE AFTERMARKET SOLUTIONS

- + Superior Protection grid (FOPS Level 2)
- + Front Protection grid (Level 2)
- + Arm cylinder and bucket cylinder protection
- + Rubber pads for steel tracks
- + Vast variety of attachments
- + Full range of Mechanical and Hydraulic quick couplers
- + Full range of Buckets

**CNH Industrial**  
Deutschland GmbH  
Case Baumaschinen  
Benzstr. 1-3 - D-74076 Heilbronn  
DEUTSCHLAND

**CNH Industrial**  
Maquinaria Spain, S.A.  
Avenida Aragón 402  
28022 Madrid - ESPAÑA

**CNH Industrial France, S.A.**  
16-18 Rue des Rochettes  
91150 Morigny-Champigny  
FRANCE

**CNH Industrial Italia Spa**  
Lungo Stura Lazio 19  
10156, Torino  
ITALIA

**CASE Construction Equipment**  
Cranes Farm Rd  
Basildon - SS14 3AD  
UNITED KINGDOM

NOTE: Standard and optional fittings can vary according to the demands and specific regulations of each country. The illustrations may include optional rather than standard fittings - consult your Case dealer. Furthermore, CNH Industrial reserves the right to modify machine specifications without incurring any obligation relating to such changes.

Conforms to directive 2006/42/EC