

DYNAPAC

SINGLE DRUM ROLLERS

CA1500 - CA6500





SINGLE DRUM ROLLERS

EXCELLENT
COMPACTION
QUALITY



Active Bouncing Control

Cross-mounted engine

*Low noise and fuel
consumption*

*Full control of the compaction
performance*

Dynapac's range of small and medium-size vibratory rollers are used to compact all types of soil with the exception of rockfill. The rollers are suitable for most types of road construction, airfields, dam construction, harbor projects and industrial constructions. Heavy-size vibratory rollers are used for a very wide range of applications. The thickness and grade of the drum's steel are adapted for compacting rockfill, although vibratory rollers are also known for their excellent performance on other types of fill. A special version with a padfoot drum (PD) is available for compacting cohesive soils.

DYNAPAC SEISMIC DOES IT DIFFERENTLY

SEISMIC

A SEISMIC SHIFT IN COMPACTION

- Reduce carbon footprint by up to 55%
- Increase productivity by up to 40%
- Up to 55% less fuel required to complete the job

The intelligent SEISMIC system improves compaction performance significantly compared to conventional compaction carried out at fixed frequency. SEISMIC automatically detects the optimum compaction frequency and continuously adjust accordingly. Thanks to the SEISMIC system we can offer a reduction of the number of compaction passes up to 30%. Additional savings in fuel consumption with 35% in combination with ECO-mode providing significantly lower running costs, while sparing the environment. In total these saving parameters will sum up to an expected saving of up to 55% less fuel required to complete the job.




INNOVATIVE TECHNOLOGY

SEISMIC DOES IT DIFFERENTLY

Conventional vibratory compactors deliver a rapid succession of impacts to the soil surface at a frequency that is either pre-set at a high or low amplitude or at a frequency that is adjusted manually. Dynapac Seismic does it differently. Since the drum and the soil act as one dynamic system, several benefits can be found from the system's natural frequency.

At the natural frequency, the drum amplitude is enhanced significantly, since energy is automatically fed to the system at exactly the right time. This, in turn, maximizes the contact force between the drum and the ground, yielding maximized compaction and energy efficiency. The best compaction parameters guarantee an optimal output. A machine that can determine the soil's characteristics and then automatically interact with them, will make the world of difference in compaction.



A SEISMIC SHIFT IN COMPACTION
SEISMIC
INNOVATION
BY DYNAPAC




**Up to 55%
less fuel required
to complete the job**

*Use SEISMIC to save
21.200 EUR per year
and machine*



**Reduce Carbon
footprint by up
to 55%**

*Use SEISMIC to save
28.000 kg CO₂ per year
and machine*



**Increase
Productivity
by up to 40%**

*Use SEISMIC to
get paid for
180.000m³ more!*

Potential customer savings calculated per year and machine.
For more information visit the SEISMIC page (QR code at cover page).

A NEW PERSPECTIVE ON COMPACTION

BRINGS COMPACTION QUALITY TO A NEW LEVEL

SAVE FUEL WITH ECO MODE

With ECO Mode enabled, the engine rpm is adjusted to be as low as possible while still maintaining the necessary power required for the given compaction parameters, in order to sustain compaction efficiency.

SAVE EVEN MORE FUEL WITH SEISMIC

Seismic automatically detects the natural frequency of the soil, and continuously adjusts to the frequency of drum system, resulting in up to 30% reduction of the required number of passes and additionally up to 35% reduction of fuel consumption compared to traditional compaction with fixed or manually adjusted frequency settings. In total these saving parameters will sum up to an expected saving of up to 55% less fuel required to complete the job.

CONTINUOUS JOBSITE MANAGEMENT

Dyn@Lyzer continuously measures the stiffness of the compacted area and records the number of passes. This data is constantly visible for the operator on the machine and can also be monitored from the office.

MANAGE YOUR FLEET WITH DYN@LINK

Increase the profitability of your business by using Dyn@Link. Quickly identify underperforming equipment, maximize uptime with perfectly scheduled maintenance and in case of a breakdown get machines operating again as quickly as possible.

ACTIVATE BOUNCING CONTROL

Active Bouncing Control (ABC) alerts the operator and automatically lowers the amplitude settings if the machine begins bouncing, which reduces the risk of destroying the achieved level of compaction.

OPTIMIZE COMPACTION WITH SEISMIC

Seismic automatically detects the natural frequency of the soil, and continuously adjusts to the frequency of drum system, resulting in up to 30% reduction of the required number of passes compared to traditional compaction with manually adjusted frequency settings.



06

Dynapac
SINGLE DRUM ROLLERS



PHENOMENAL GRADEABILITY

With Dynapac's High Climb traction system, the machine can achieve 55% gradeability in both forward and reverse, which is ideal for compaction in trenches.

DYNAPAC PAVECOMP SOFTWARE

PaveComp is the only recommendation tool in the industry that can provide detailed compaction data and capacity information based on full-scale tests. PaveComp recommends suitable amplitude and rolling speed for optimum performance.

WANT TO FIND OUT MORE?

Get to Dynapac Product Information: Scan the QR-code to enter the Dynapac Rollers product site.



SUPERIOR SERVICEABILITY

The cross-mounted engine at the rear offers excellent access to all routine service and maintenance points. The hydraulic pumps are in line with the engine and fully accessible for servicing from ground level. Additionally, all filters and fluids can be changed and refilled from the ground as well.

CONFIGURE YOUR DRUM TO YOUR NEEDS

Depending on the jobsite requirements and material that is being compacted, you are able to choose between either smooth or padfoot drums. Versatility can be increased with padfoot shells kits to be used interchangeably with a smooth drum machine.

ERGONOMIC SWIVELING OPERATOR'S STATION

The adjustable operator's station swivels together as a complete unit to maintain ergonomics even when turning around, by never having steering wheel and instrumentation behind you while providing the operator a perfect view over both working area and their surroundings by not having any structures blocking the vital site lines to control during operation. The sloping engine hood combined with the ability to see the front beam from operator's station makes it easy to keep control of the machine. This visibility can be further enhanced with optional work lights and back-up camera.

EFFICIENCY ECCENTRICS

Dynapac's patented eccentric system reduces energy consumption required to initiate vibration, thus decreasing fuel consumption, and limiting wear and tear.



JOB SITE CONFIDENCE

Keep your team confident and healthy when operating on the job site. Ensure good working safety, ergonomics and easy to use operating systems.

ALL AROUND VISIBILITY

1 M X 1 M VIEW

Dynapac's range of Soil Compactors, provides the operator a perfect view over both working area and their surroundings by not having any structures blocking the vital site lines to control during operation. The sloping engine hood combined with the ability to see the front beam from operator's station makes it easy to keep control of the machine.

CAMERA OPTION

The range can be optionally equipped with a back up camera solutions for optimized visibility for safe operations.

NIGHT WORK

Our rollers are capable for full utilization of nightwork, with LED working lights as standard.

COMFORTABLE OPERATOR PLATFORM

BETTER THAN STANDARD

Supported by a well-considered design of the machine with regards to vibration and noise pressure Dynapac Rollers are always below required standard values for vibrations noise pressure to avoid health risks with high noise exposure.

NOISE REDUCTION

Dynapac Roller's are designed to limit the amount of noise emissions transmitted to both the operator and the surroundings, which is accentuated due to the combination of the design of the operator's platform and engine exhaust system, as well as the implementation of the ECO Mode and SEISMIC technology.

ERGONOMIC OPERATOR'S STATION

SWIVEL OPERATOR'S STATION

The adjustable seat and steering wheel swivels together as a complete unit to maintain ergonomics even when turning around, by never having steering wheel and instrumentation behind you providing excellent ergonomics for both forward and reverse compaction.

INTUITIVE HMI'S

All HMIs are designed to make the machine easy for the operator to learn how to run the machine with quick start-up guides. Additionally transferring between machines is easy with compatible HMI interfaces across the full range.

OPERATOR'S WORKSPACE

The operator's station contains a media system, a phone holder, charging sockets (12V & 24V), storage places, hocks, and cooling box keeps operator alert.





DYNAPAC
TRAK GROUP

SEISMIC





HIGH PRODUCTIVITY

Increase the productivity of your job sites through efficient paving and compaction operation. Reduce non-productive times on the job site.

OPTIMIZED COMPACTION

LIMIT THE NUMBER OF PASSES WITH SEISMIC

Seismic automatically detects the natural frequency of the soil, and continuously adjusts to the frequency of drum system, resulting in up to 30% reduction of the required number of passes compared to traditional compaction with manually adjusted frequency settings. Thus, allowing for more work to be done in less time.

AVOID DRUM BOUNCING

Active Bouncing Control (ABC) alerts the operator and automatically lowers the amplitude settings if the machine begins bouncing, which reduces the risk of destroying the achieved level of compaction.

EFFICIENT COMPACTION ACROSS FULL RANGE

FULL RANGE

Dynapac provides a full range of soil compactors to support the requirement from any specific application, both in terms of the basic vibration parameters (static linear load, amplitude, and frequency) as well as providing necessary options, such as Pad Foot drum, strike-off blade, and others for any application demand.

ELIMINATE WASTING ENERGY

Traditional vibratory rollers with only manual or fixed frequency will often waste energy when in operator. However, with SEISMIC, optimal efficiency is achieved by adapting the frequency to that of the soil, which will in turn reduce energy consumption and therefore provide a higher level of productivity.

FIND THE RIGHT MACHINE FOR THE JOB

PaveComp provides end-user the ability to find the right machine and pre-plan for a high productivity job in any given application.

TRACK YOUR PROGRESS WITH DYN@LYZER

HOW MANY PASSES HAVE I DONE?

During a full working day it is not easy to keep track on the number of passes. Dyn@Lyzer helps to keep track of how many passes done and where.

WHICH LEVEL OF COMPACTION DID I REACH?

Dyn@Lyzer records and maps stiffness and stiffness progress. It takes the readings from the compaction meter that gives CMV readings.

WHERE ARE THE WEAK SPOTS?

Dyn@Lyzer allows for weak spot analysis to be done after compaction in the Dynalyzer Office Application to visualize the weak spots within the jobsite and determine if further compaction is required.





MAXIMUM UPTIME

A machine has to run to make money! Minimize non-productive times, avoid unscheduled break-downs.

RELIABLE QUALITY ASSURANCE

COMPANY STANDARDS

Dynapac has created strong and frequently audited internal guidelines to deliver the same high quality and reliability throughout all Dynapac production sites.

CERTIFIED SUPPLIERS

Every single part inside a Dynapac machine has been produced by suppliers which are frequently verified and certified by Dynapac Personnel.

RELIABLE ENGINE

Dynapac Rollers have driven above 50 million hours around the world with the high power and highly durable engines from Cummins, Kubota, and Deutz.

OPTIMIZE MAINTENANCE

LONG SERVICE INTERVALS

Dynapac has designed the engine compartments so that the few, regular service points are easy-to-reach as well as establishing long service intervals so that a machine will last over a full season.

COMMONALITY

Learning to service and support Dynapac rollers is faster and easy as all models are built in the same way throughout the full range of Dynapac rollers.

PARTS WHEN YOU NEED THEM

Dynapac provides 24/7 availability for spare and wearing up to 10 years after machine shipment.

EXTENDED WARRANTY

Dynapac offers the option to extend your warranty and have an overall service agreement for your machines.

DYN@LINK FLEET MANAGEMENT

NEAR REAL-TIME LOCATION

All data is accessible for customers with password on the web or through an app on your smart phone. With the positioning data, it is easy to find your roller for service visits, while Dyn@Link also has the capability to geofence the roller, warning you if the machine leaves the predefined jobsite area.

ENGINE HOURS AND SERVICE ALERTS

The engine hours are updated continuously while you can also see the distribution of idling and transportation/static passes. Service alerts pop up when regular service intervals should take place making it easier to plan for the maintenance.

PREVENTATIVE WARNINGS

Dyn@Link will display warnings for items such as low oil pressure or overheating making it possible to prevent severe break downs preliminarily.





D
DYNAPAC
FAYAT GROUP





HIGH QUALITY RESULTS

Avoid penalties and rework! Stabilize the quality of your paving and compaction jobs.

PLANNING AND PREPARATION WITH PAVECOMP

WHICH MACHINE SIZE IS SUITABLE?

PaveComp will help you to select the optimal machine to avoid complications that may occur when utilizing a roller that is not the correct size for the application.

HOW MANY MACHINES ARE NEEDED?

PaveComp gives you the suggestion of how many rollers that are needed for the jobsite.

HOW MANY PASSES SHOULD I DO?

PaveComp gives best utilization of the machine and compaction capacity and making possible to plan how many passes needed on a certain application.

QUALITY ASSURANCE THROUGHOUT THE COMPACTION PROCESS

MONITOR YOUR RESULTS

The Dynapac Compaction Meter (DCM) and Dyn@Lyzer allow for quality tracking to monitor your results during operation. Dyn@Lyzer helps to keep track of how many passes done and where.

SEISMIC- COMPACTION WITH THE NATURAL FREQUENCY

Seismic automatically detects the frequency of the soil characteristics, and continuously adjust to the natural frequency of soil/drum system, resulting in high quality compaction.

ACTIVE BOUNCING CONTROL

Active Bouncing Control (ABC) alerts the operator and automatically lowers the amplitude settings if the machine begins bouncing, which reduces the risk of destroying the achieved level of compaction.

QUALITY DOCUMENTATION

COMPACTION ACCORDING TO SPECIFICATION

Dyn@Lyzer records and maps material stiffness and compaction progress. It takes the readings from the compaction meter and positioning data from a GNSS receiver to ensure compaction is done according to specification. Additionally, it is able to identify possible weak spots throughout the jobsite, for further evaluation.

ACCESSIBLE ONLINE

Dyn@Link can provide easy, intuitive, and automatic documentation.

CONNECTIVITY & 3RD PART COMPATIBILITY

Dyn@Link is compatible with 3rd party systems, thus giving your preferred job site optimization system access to the compaction data.





LOW COST OF OWNERSHIP

Improve the overall profitability of your investment by reducing the costs of operating the machine while maintaining a high equipment value.

LOW OPERATION COSTS

ENGINE AUTOMATION (ECO MODE)

With ECO Mode enabled the machine will operate in the lowest possible engine RPM in place to save fuel. The lower engine rpm helps to conserve fuel and reduce noise emissions.

COMPACTION WITH THE NATURAL FREQUENCY (SEISMIC)

Seismic automatically detects the frequency of the soil characteristics, and continuously adjust to the natural frequency of drum, resulting in reduction of energy required to perform optimized compaction. This leads to cost savings in fuel consumption (up to 25% in combination with ECO) while providing additional savings by reducing the number of passes.

EFFICIENCY ECCENTRICS

The eccentric system is designed to reduce energy consumption at start-up by 50% with almost 11 kW less power needed to initiate the vibratory action, and thus decreasing fuel consumption and leading less wear and tear.

EASY TO MAINTAIN

GLOBAL REACH, LOCAL PRESENCE

When you need us, we're there - Dynapac's international service network offers full support and assistance with all parts and service needs.

SERVICEABILITY WITH EXCELLENT ACCESS

Dynapac Service's concept makes all service points easy to reach. The cross-mounted engine at the rear offers excellent access for all service and maintenance needs. The engine hood is easy to open for quick maintenance and the hydraulic pumps are in line with the engine and fully accessible for service.

PREVENTIVE MAINTENANCE WITH PERFECT TIMING

Plan your maintenance Dyn@Link's alerts for both regular service intervals and breakdown servicing. Dynapac's Preventive Maintenance kits supply All-in-one-box and tailored parts solutions to match your equipment.

HIGH RESALE VALUE

COMPACTION WITH THE NATURAL FREQUENCY (SEISMIC)

Seismic automatically detects the frequency of the soil characteristics, and continuously adjust to the natural frequency of soil/drum system, resulting in high quality compaction without the risk of surface loosening. SEISMIC machines operates at lower frequencies, hence less wear and tear on the hydraulic system.

PREVENTIVE MAINTENANCE KITS

Active Councing Control (ABC) alerts the operator and automatically lowers the amplitude settings if the roller goes into machine damaging bouncing.

PREVENTIVE MAINTENANCE KITS

Dynapac's Preventive Maintenance kits supply All-in-one-box and tailored parts solutions to match your equipment.









ENVIRONMENT AND SUSTAINABILITY

Protect the environment. Show your social responsibility and collect on tenders that require low CO₂ and noise emissions.

DESIGNED FOR EFFICIENT COMPACTION

COMPACTION WITH THE NATURAL FREQUENCY (SEISMIC)

Seismic automatically detects the natural frequency of the soil, and continuously adjusts to the frequency of drum system, resulting in up to 30% reduction of the required number of passes and additionally up to 35% reduction of fuel consumption compared to traditional compaction with fixed or manually adjusted frequency settings. In total these saving parameters will sum up to an expected saving of up to 55% less fuel required to complete the job.

LATEST ENGINE TECHNOLOGY

STAGE V/ T4F AND IIIA/T3 ENGINE ALTERNATIVES

Dynapac offers a selection of engines that makes it possible to get as low emissions as possible while also taking in consideration of which type of diesel fuel and Sulphur content that is available around the globe.

ENGINE AUTOMATION (ECO MODE)

With ECO Mode enabled the machine will operate in the lowest possible engine RPM in place to save fuel. The lower engine rpm helps to conserve fuel and reduce noise emissions.

CARBON FOOTPRINT

COMPACTION IN HARMONY WITH MOTHER NATURE

The SEISMIC Technology is a proven game changer as it reduces the CO₂ for job completion by up to 55%

EFFICIENCY ECCENTRICS

The eccentric system is designed to reduce energy consumption at start-up by 50% with almost 11 kW less power needed to initiate the vibratory action, and thus decreasing fuel consumption and leading less wear and tear.



COMPACTION ESSENTIALS

Your satisfaction is key. We offer various options and best-in-class features. We are your partner on the road ahead.

SEISMIC



BEAT OF A DIFFERENT DRUM

Seismic automatically detects the natural frequency of the soil, and continuously adjusts to the frequency of drum system, resulting in up to 30% reduction of the required number of passes and additionally up to 35% reduction of fuel consumption compared to traditional compaction with fixed or manually adjusted frequency settings. In total these saving parameters will sum up to an expected saving of up to 55% less fuel required to complete the job.

CROSS MOUNTED ENGINE


EASY TO MAINTAIN

The cross-mounted engine at the rear offers excellent access to all routine service and maintenance points:

- The hydraulic pumps are in line with the engine and fully for service from ground level.
- Additionally, all filters and fluids can be changed and refilled from the ground as well.



EFFICIENCY ECCENTRICS



EFFICIENCY IS KEY

Dynapac's patented eccentric system is designed to reduce energy consumption at start-up by 50% with almost 11 kW less power needed to initiate the vibratory action, and thus decreasing fuel consumption and leading less wear and tear.

ACTIVE BOUNCING CONTROL



LESS WEARING

Active Bouncing Control (ABC) alerts the operator and automatically lowers the amplitude settings if the machine begins bouncing, which reduces the risk of destroying the achieved level of compaction.

DYNALYZER

FLEET MANAGEMENT

Dyn@Lyzer is Dynapac's Continuous Compaction Control / Intelligent Compaction System for both Soil and Asphalt compactors. CCC/IC measures the stiffness of the ground continuously throughout the compaction process, across the entire jobsite.

DRUM VARIATIONS



PADFOOT OR SMOOTH DRUM

- Choose between either a smooth or padfoot drum depending on the jobsite requirements and the material which is being compacted. Enhance the versatility with padfoot shells kits to be used interchangeably with a smooth drum machine without diminishing compaction performance.
- Additionally, an adjustable strike-off plate can be attached to the drum to level the surface prior to compaction.

4 UNIQUE TRACTION SYSTEMS



DUAL SPEED

- Two Manual Gears
- Dual Speed
- Limited Slip Rear Axle

TRACTION CONTROL WITH ECO MODE

- Four Manual Gears
- Limited Slip Rear Axle
- Speed Limiter
- Tilt Indicator
- Eco Mode
- Frequency Meter

ANTISPIN WITH ECO MODE

- Four Automatic Gears
- No Spin Rear Axle
- Speed Limiter
- Tilt Indicator
- Eco Mode
- Frequency Meter

HIGH CLIMB WITH ECO MODE

- Four Automatic Gears
- No Spin Rear Axle
- 55% Gradeability in BOTH Forward & Reverse
- Speed Limiter
- Tilt Indicator
- Eco Mode
- Frequency Meter
- Gradeability Indicator

DRUM PARAMETERS



STATIC LINEAR LOAD

The greatest influence on compaction performance is the Static Linear Load, therefore Dynapac offers the highest Static Linear Load throughout the class.



DRUM SHELL THICKNESS

Dynapac provides the thickest drum shell in the class to ensure that the roller will have as long of lifetime as possible.



DRUM DIAMETER

Dynapac has designed our roller to assure the ideal level of compaction can be achieved with an optimal correlation between the drum diameter and the drum width.

HIGH CLIMB



CA2500/3500

To make it possible to achieve higher gradeability reverse we have built the High Climb machines on our Anti-spin versions with NoSpin rear axles and by introducing new heavier components in rear axle, drive motor and transmission the drum is able to push the machine reverse 55% (28 degrees). PD machines and D machines with pad shell will have a perfect grip in the soil but remember that smooth Drums need to have grip to push the machine reverse.





COST CONTROL THAT SAVES BIG

Being active in the Road Construction business requires considerable investment. Every square meter involves an operational cost composed of fixed costs such as interest on equipment acquired, labor costs, insurance and equipment depreciation, but also variable costs such as expenses for fuel, wear and maintenance.

SERVICE COMMITTED TO YOUR FUTURE

GENUINE PARTS AND KITS

- Preventive maintenance kits
- Genuine Filters
- Fluids and lubricants
- Wear and repair kits
- Upgrade Kits

SERVICE

- Right competence
- Training program
- Inspection & service program
- Extended Warranty & Service Agreement

CONSUMABLES

- Road Milling Tools (bits)

PREVENT THE COST OF A BREAKDOWN

REGULAR MAINTENANCE PREVENTS COSTLY STANDSTILLS.

Equipment breakdowns have a direct impact on your productivity. No production means no revenue, but the fixed costs stay the same, resulting in lower profitability. By avoiding breakdowns and increasing the reliability of your machine, you will be able to produce more per year, which will immediately improve your profitability.

PREVENTIVE MAINTENANCE KITS

REGULAR MAINTENANCE PREVENTS COSTLY STANDSTILLS.

Equipment breakdowns have a direct impact on your productivity. Preventative maintenance is the only way to ensure that your machine sustains its productivity throughout the working season. To optimize this productivity, your preventative maintenance needs to be planned either ahead of the working season or as your machine approaches specific intervals for servicing. To assist with maintaining your machines, Dynapac offers preventative maintenance kits so that you can have all that is need for each service interval in one place.





TECHNICAL DATA

SOIL COMPACTOR RANGE

TYPE	OPERATING MASS INCL. CABINE, KG	STATIC LINEAR LOAD, KG/CM	DRUM WIDTH, MM	FREQUENCY, HZ/ AMPLITUDE, MM	ENGINE (STAGE/TIER)	DIESEL ENGINE POWER, KW (STAGE/TIER)
CA1500D	7200	21	1676	32/36* / 1.8/0.8	Deutz TD3.6 (V) Cummins QSB3.3 (IIIA/T3)	55 (V/T4f), 82 (IIIA/T3)
CA1500PD	7300	-	1676	32/36* / 1.8/0.8	Deutz TD3.6 (V) Cummins QSB3.3 (IIIA/T3)	55 (V/T4f), 82 (IIIA/T3)
CA2500D (3.3)	10200	26	2130	30/30 / 1.8/0.9	Cummins QSB3.3 (IIIA/T3)	82 (IIIA/T3)
CA2500D	10300	26	2130	33/34* / 1.8/0.9	Cummins F3.8 (V) Cummins QSF3.8 (T4f)	100 (V), 89 (T4f)
CA2500PD	11200	-	2130	30/30* / 2.0/1.1	Cummins F3.8 (V) Cummins QSF3.8 (T4f)	100 (V), 89 (T4f)
CA2800D	12200	36	2130	33/34* / 1.8/0.9	Cummins QSB4.5 (IIIA/T3)	97 (IIIA/T3)
CA3500D	12100	36	2130	31/34* / 1.9/0.9	Cummins F3.8 (V) Cummins QSF3.8 (T4f)	100 (V), 89 (T4f)
CA3500PD	12100	-	2130	30/30* / 1.8/1.0	Cummins F3.8 (V) Cummins QSF3.8 (T4f)	100 (V), 89 (T4f)
CA3600D	12500	36	2130	31/34 / 1.9/0.9	Deutz TCD2012 (IIIA/T3)	128 (IIIA/T3)
CA3600PD	12500	-	2130	30/30 / 1.8/1.0	Deutz TCD2012 (IIIA/T3)	128 (IIIA/T3)
CA4000D	13300	41	2130	30/30* / 2.0/0.8	Cummins F3.8 (V) Cummins QSB4.5 (IIIA/T3)	115 (V), 119 (IIIA/T3)
CA4000PD	13300	-	2130	30/30* / 2.0/1.0	Cummins F3.8 (V) Cummins QSB4.5 (IIIA/T3)	115 (V), 119 (IIIA/T3)
CA4600D	13700	41	2130	30/30* / 2.0/0.8	Cummins B4.5 (V) Deutz TCD2012 (IIIA/T3)	149 (V), 128 (IIIA/T3)
CA4600PD	13600	-	2130	30/30* / 2.0/1.0	Cummins B4.5 (V) Deutz TCD2012 (IIIA/T3)	149 (V), 128 (IIIA/T3)
CA5000D	16200	50	2130	29/30* / 2.1/0.8	Cummins B4.5 (V) Deutz TCD2012 (IIIA/T3)	149 (V), 128 (IIIA/T3)
CA5000PD	16500	-	2130	29/30* / 2.1/1.0	Cummins B4.5 (V) Deutz TCD2012 (IIIA/T3)	149 (V), 128 (IIIA/T3)
CA5500D	18400	55	2130	29/30* / 2.1/0.8	Cummins B4.5 (V) Deutz TCD2012 (IIIA/T3)	149 (V), 128 (IIIA/T3)
CA5500PD	18200	-	2130	29/30* / 2.1/0.8	Cummins B4.5 (V) Deutz TCD2012 (IIIA/T3)	149 (V), 128 (IIIA/T3)
CA6000D	19500	60	2130	29/30* / 2.1/0.8	Cummins B4.5 (V) Deutz TCD2012 (IIIA/T3)	149 (V), 150 (IIIA/T3)
CA6000PD	19300	-	2130	29/30* / 2.1/0.8	Cummins B4.5 (V) Deutz TCD2012 (IIIA/T3)	149 (V), 150 (IIIA/T3)
CA6500D	20900	65	2130	29/30* / 2.1/0.8	Cummins B4.5 (V) Deutz TCD2012 (IIIA/T3)	149 (V), 150 (IIIA/T3)
CA6500PD	20800	-	2130	29/30* / 2.1/0.8	Cummins B4.5 (V) Deutz TCD2012 (IIIA/T3)	149 (V), 150 (IIIA/T3)

* SEISMIC (Values for manual mode)